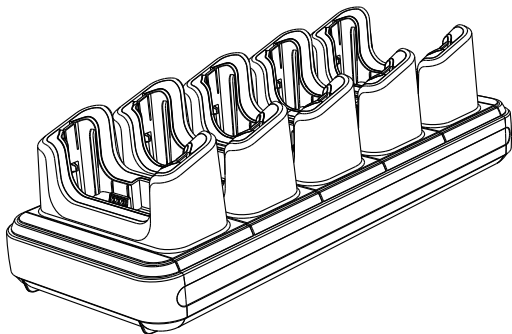


ingenico

AXIUM EX-MBASE-C1

User Guide



www.ingenico.com

13-17 rue Pagès, 92150 Suresnes – France

Banks and Acquirers International Holding, SAS / 814 767 216 RCS Nanterre



UYS01000574



Contents

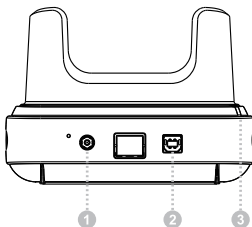
Table of Contents	2
1. Product Introduction	3
1.1 What's in the Box – subject to ordered product configuration	3
1.2 Device Layout	3
1.3 Interface definition	3
2. Product Technology Features	4
2.1 Product Technology Specifications	4
2.2 Environmental Conditions	4
2.3 Product Functions	4
2.4 Instructions	5
3. Notes	6
4. Delivery and Storage	6
5. Power Adapter	6
6. Standard	6

1. Product Introduction

1.1 What's in the Box – subject to ordered product configuration

- Base host
- User Guide
- 12V/3.33 A power adapter
- AC power cable
- USB type-B cable
- 5 AXIUM EX8000 Bushings
- 5 AXIUM EX6000 Bushings

1.2 Device Layout



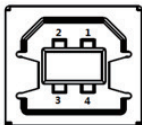
1. DC JACK Power Interface

2. USB-TYPE B

3. Power LED

1.3 Interface definition

1) USB-TYPE B interface



Sequence	USB-TYPE B Signal
1	Not connect
2	D-
3	D+
4	GND

2. Product Technology Features

2.1 Product Technology Specifications

Port	a DC JACK power port a USB B DEVICE port supporting USB2.0
Power	Every Charge output: 5.0VDC 1.0A Power adapter: input 100-240V AC, 50/60Hz; output 12.0V DC 3.33A
Size and Weight	Size : 311mmx127.8mmx91mm Net Weight : 0.76kg Gross Weight : 1.50kg

2.2 Environmental Conditions

Environmental conditions for running, storing and delivering the product:

Temperature	Operating	0°C ~ 40°C / 32°F ~ 104°F
	Storage and Delivery	-20°C ~ 70°C / -4°F ~ 158°F
Humidity	Operating	10% ~ 90%
	Storage and Delivery	5% ~ 90% (40°C) / (104°F)
Atmospheric pressure		86kPa ~ 106 kPa; Below 2000 meters above sea level

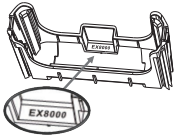
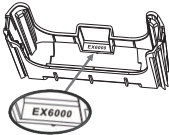
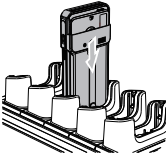

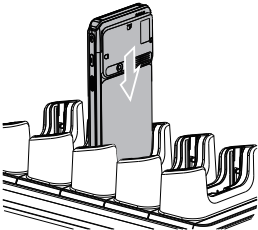
2.3 Product Functions

The base has three main functions as below:

- Place EX pos on the base to get charged.
- Place EX pos on the base. Connect the USB type-B to computer to extend the USB port.

2.4 Instructions

The base supports three types of terminal configurations:

AXIUM EX8000 with shell.	AXIUM EX8000 alone.	AXIUM EX6000 alone.
<p>We can place it on the base directly.</p>	<p>1. Without the shell, we must take the EX8000 black bushing.</p> 	<p>1. We must take the EX6000 grey bushing.</p> 
	<p>2. We must insert the bushing in the base first.</p> 	
<p>Note: the slot base should NOT have any bushing inside.</p>	<p>3. After that we can put EX pos on the base.</p> 	

3. Notes

- Prevent the terminal from sun exposure, high temperature, moisture and other mean conditions.
- Cut off the power before cleaning the device and wipe the main body with dry cloth.
- When the following abnormal phenomena occur, stop running the device immediately, cut off the power supply, and report to the service provider as soon as possible:
 - 1) Harsh noise heard during operation.
 - 2) Impurities or water found in the machine.
 - 3) Unpleasant smell found during operation.

4. Delivery and Storage

Deliver the device in normal way, avoiding rain and snow, sun exposure and mechanical impact.

The product should be stored in the original box. The box should be at least 15cm away from the floor, at least 50cm from the wall, heat source, cold source, window or air inlet.

5. Power Adapter

The base can only be connected to the adapter which is provided with AXIUM EX-MBASE-C1.

WARNING

The power adapter provided is specially designed for ingenico AXIUM EX-MBASE-C1. Do not use any other power supply. The use of a power supply with apparently similar voltage/current characteristics may damage your terminal.

6. Standard

FCC WARNING

This device complies with part 15 of the FCC Rules. Operation is subject to the following two conditions:

- This device may not cause harmful interference, and
- This device must accept any interference received, including interference that may cause undesired operation.

Any Changes or modifications not expressly approved by the party responsible for compliance could void the user's authority to operate the equipment

The antennas used for this transmitter must be co-located or operating in conjunction with any other antenna or transmitter.

Note: This equipment has been tested and found to comply with the limits for a Class B digital device, pursuant to part 15 of the FCC Rules. These limits are designed to provide reasonable protection against harmful interference in a residential installation. This equipment generates, uses and can radiate radio frequency energy and, if not installed and used in accordance with the instructions, may cause harmful interference to radio communications. However, there is no guarantee that interference will not occur in a particular installation. If this equipment does cause harmful interference to radio or television reception, which can be determined by turning the equipment off and on, the user is encouraged to try to correct the interference by one or more of the following measures:

- Reorient or relocate the receiving antenna.
- Increase the separation between the equipment and receiver.
- Connect the equipment into an outlet on a circuit different from that to which the receiver is connected.
- Consult the dealer or an experienced radio/TV technician for help.

ISED C WARNING

This device complies with Innovation, Science and Economic Development Canada license-exempt RSS standard (s). Operation is subject to the following two conditions:

- This device may not cause interference, and
- This device must accept any interference, including interference that may cause undesired operation of the device.

In accordance with the Innovation Regulations, Science and Canada Economic Development, this radio transmitter may operate with an antenna of a type and maximum (or lower) gain approved for the transmitter by Industry Canada. In order to reduce the risk of radio interference to other users, the antenna type and its gain must be chosen so that the equivalent isotropically radiated power (e.i.r.p) does not exceed the intensity required by the antenna establishing a satisfactory communication.

Any Changes or modifications not expressly approved by the party responsible for compliance could void the user's authority to operate the equipment.

Environment (WEEE, Batteries and packaging)

This product is labeled in accordance with European Directives 2012/19/EU concerning Waste Electrical and Electronic Equipment (WEEE) and 2013/56/EC concerning Batteries and Accumulators. Those provisions are requiring producers and manufacturers to become liable for take-back, treatment and recycling upon end of life of equipment and batteries.

THE PRODUCT



The crossed-out waste bin stuck on the product or its accessories means that the product belongs to the family of electrical and electronic equipment, and waste batteries must not be thrown away but collected separately and recycled.

Please contact your retailers for more detailed information about the compliance solution in place for disposing of your old product and used batteries.

Packaging waste must also be collected separately to assure a proper disposal and recycling. In this way you can participate in the re-use and upgrading of Electrical and Electronic Equipment Waste, which can have an effect on the environment and human health.



It stands for DC Voltage.

“INGENICO is a trademark of BANKS AND ACQUIRERS INTERNATIONAL HOLDING. This Document is Copyright © 2023 BANKS AND ACQUIRERS INTERNATIONAL HOLDING. BANKS AND ACQUIRERS INTERNATIONAL HOLDING retains full copyright ownership, rights and protection in all material contained in this document. The recipient can receive this document on the condition that he will keep the document confidential and will not use its contents in any form or by any means, except as agreed beforehand, without the prior written permission of BANKS AND ACQUIRERS INTERNATIONAL HOLDING. Moreover, nobody is authorized to place this document at the disposal of any third party without the prior written permission of BANKS AND ACQUIRERS INTERNATIONAL HOLDING. If such permission is granted, it will be subject to the condition that the recipient ensures that any other recipient of this document, or information contained therein, is held responsible to BANKS AND ACQUIRERS INTERNATIONAL HOLDING for the confidentiality of that information. Care has been taken to ensure that the content of this document is as accurate as possible. BANKS AND ACQUIRERS INTERNATIONAL HOLDING however declines any responsibility for inaccurate, incomplete or outdated information. The contents of this document may change from time to time without prior notice, and do not create, specify, modify or replace any new or prior contractual obligations agreed upon in writing between BANKS AND ACQUIRERS INTERNATIONAL HOLDING and the user. BANKS AND ACQUIRERS INTERNATIONAL HOLDING is not responsible for any use of this device, which would be non-consistent with the present document. All trademarks used in this document remain the property of their rightful owners”